




## ***Three-phase low voltage squirrel cage motors***

***Type DOR ...-145  
Frame sizes 63-400***



***Helmke Plus***





# Three-phase low voltage squirrel cage motors

## Series **HELMKE PLUS**

### Description of product

*page*


Construction forms acc. to IEC	<b>3</b>
Advantages of our motors	<b>4</b>
Standards and regulations	<b>4</b>
Design versions	<b>4</b>
Cooling and ventilation	<b>4</b>
Vibration characteristics	<b>4</b>
Noise behaviour	<b>4</b>
Painting	<b>4</b>
Protection	<b>4</b>
Insulation and winding	<b>5</b>
Terminal boxes	<b>5</b>
Rated voltage and frequency	<b>5</b>
Operation with frequency converter	<b>5</b>
Motor torque	<b>5</b>
Ambient temperature	<b>5</b>
Rated output	<b>5</b>
Motor protection	<b>5</b>
Selection of bearings	<b>6</b>
Maximum radial load	<b>6</b>

### Motor data

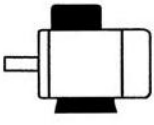
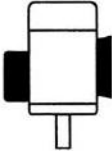
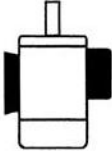
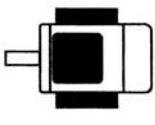
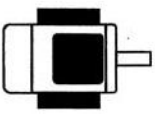
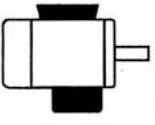
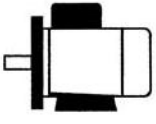
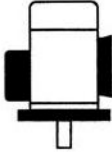
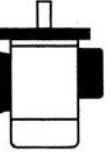
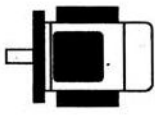
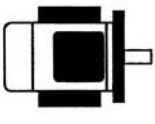
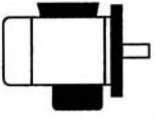
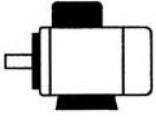
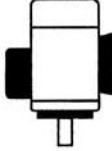

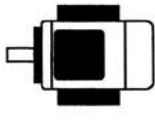
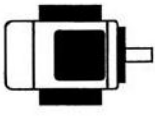
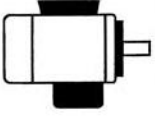
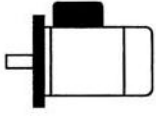
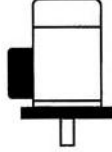
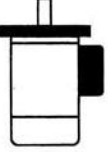
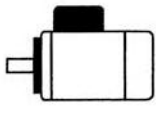
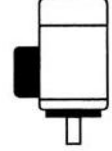

Types DOR..A-145, Aluminium casing, 2- and 4-pole	<b>7</b>
Types DOR..A-145, Aluminium casing, 6- and 8-pole	<b>8</b>
Types DOR..-145, Cast iron casing, 2-pole	<b>9</b>
Types DOR..-145, Cast iron casing, 4-pole	<b>10</b>
Types DOR..-145, Cast iron casing, 6-pole	<b>11</b>
Types DOR..-145, Cast iron casing, 8-pole	<b>12</b>

### Dimension sheets

Aluminium casing, construction form B3	<b>13</b>
Aluminium casing, construction form B5	<b>14</b>
Aluminium casing, construction form B35	<b>15</b>
Cast iron casing, construction form B3, frame sizes 63 to 132	<b>16</b>
Cast iron casing, construction form B3, frame sizes 160 to 400	<b>17</b>
Cast iron casing, construction form B5, frame sizes 63 to 132	<b>18</b>
Cast iron casing, construction form B5, frame sizes 160 to 280	<b>19</b>
Cast iron casing, construction form B35, frame sizes 160 to 400	<b>20</b>
Cast iron casing, construction form V1, frame sizes 180 to 400	<b>21</b>



**Construction forms acc. to IEC**

<p>IM B3 IM 1001</p> 	<p>IM V5 IM 1011</p> 	<p>IM V6 IM 1031</p> 	<p>IM B6 IM 1051</p> 	<p>IM B7 IM 1061</p> 	<p>IM B8 IM 1071</p> 
<p>IM B35 IM 2001</p> 	<p>IM V15 IM 2011</p> 	<p>IM V36 IM 2031</p> 	<p>IM 2051</p> 	<p>IM 2061</p> 	<p>IM 2071</p> 
<p>IM B34 IM 2101</p> 	<p>IM 2111</p> 	<p>IM 2131</p> 	<p>IM 2151</p> 	<p>IM 2161</p> 	<p>IM 2171</p> 
<p>IM B5 IM 3001</p> 	<p>IM V1 IM 3011</p> 	<p>IM V3 IM 3031</p> 			
<p>IM B14 IM 3601</p> 	<p>IM V18 IM 3611</p> 	<p>IM V19 IM 3631</p> 			

We reserve the right as far as these changes do not signify an unacceptable demand towards the customer and do not imply an important value loss.

## We are moving things! HELMKE PLUS motors optimally fit with your drive concepts!

### Advantages of our motors:

- First-class technology
- Simple, robust components with a long life time
- Certified quality
- Compliance with national and international standards - worldwide operation
- Standard motors permanently in stock
- Modifications specified by the customer carried out in our quick work shop

### Deliveries within 24 hours to destinations in Germany.

### Standards and regulations

The motors comply with the relevant standards and regulations.

**HELMKE PLUS motors correspond to the High-Efficiency level EFF2 acc. to CEMEP Standard.**

### Design versions

frame sizes	material of housing and terminal box	fixing of feet
63 - 132	Aluminium	screwed
63 - 400	Cast iron	cast

### Cooling and ventilation

The motors are equipped with radial-flow plastic fans, which function independently of the direction of rotation (IC 411 to DIN, EN60034-6). For special application or operation with a frequency converter a separate ventilation (IC 416) can be supplied.

### Vibration characteristics

The permissible vibration intensities of electric motors are specified in DIN EN 60034-14. The vibration intensity stage N (normal) is achieved or even improved by HELMKE PLUS motors in the basic version.

All rotors are dynamically balanced with the half key inserted.

### Noise behaviour

Noise measurement is carried out at rated output, rated voltage and rated frequency.

### Noise (direct on-line operation), cast iron design A-weighted measuring-surface sound pressure level at rated output (tolerance: +3 dB(A))

rpm at 50 Hz	3000	1500	1000	750
frame	db (A)	db (A)	db (A)	db (A)
63	51	45	-	-
71	54	48	47	-
80	57	51	49	48
90	62	54	52	52
100	66	57	56	55
112	67	58	60	57
132S	70	64	64	60
132M	-	64	64	60
160M	75	67	67	63
160L	75	66	67	63
180M	78	67	-	-
180L	-	67	66	65
200	81	70	69	67
225S	-	72	-	67
225M	81	71	69	67
250M	81	72	70	68
280S	82	75	71	69
280M	82	75	71	68
315S/M	84	82	76	74
315L1	87	86	76	74
315L2	87	86	75	74
355M	90	89	81	80
355L	90	89	81	80

In order to reduce noise levels the 2-pole motors can be fitted with a special fan which is suitable for only one direction of rotation.

### Paint finish

Normal finish adapted for group climates „moderate“.

### Standard colour RAL 7030 (stone grey)

Special coating systems or colours are available on customers request.

### Degree of protection to DIN EN 60 034-5

All motors conform to degree of protection IP55. Higher degrees of protection are available on request.

## Insulation and winding

All motors are manufactured with class F insulation and offer sufficient thermal reserves. High-grade enamelled wires and insulating sheet materials guarantee high mechanical strength and a long motor life.

The motors have tropicalized insulation.

## Terminal boxes

Standard position of the terminal box is on top of the motors, lateral position is available upon request. It may be turned by 4 x 90°.

The cable entry sizes are as follows:

frames 63-80	1 x M20x1,5
frames 90-100	1 x M25x1,5
frames 112-132	2 x M25x1,5
frames 160-200	2 x M40x1,5
frame 225	2 x M50x1,5
frames 250-355	2 x M63x1,5
thermistors, all frame sizes	1 x M25

## Rated voltage and frequency

In the basic version the motors are supplied with the following design parameters:

220 ... 250 V / 380 ... 420 V / 660 ... 710 V - 50 Hz

440 ... 480 V - 60 Hz

voltage tolerance +- 5 %

other voltages upon request.

## For all motors:

The motors are intended to withstand 1.5 times the rated current for up to 2 minutes at rated voltage and frequency (DIN EN 60 034-1).

## Operation with frequency converter:

All motors are suitable for frequency converter drive.

For this, we recommend to mount insulated bearings on drive end for motor sizes 280 and larger.

External ventilation may be mounted in our workshop, too.

## Restarting with residual field and phase opposition

Restarting after mains failure against a 100% residual field is possible for all motors.

## Motor torque

The rated torque in Nm delivered at the motor shaft is

$$M = 9550 * P/n$$

P = rated output in kW

n = speed in rpm

## Ambient temperature

All HELMKE PLUS motors with the standard design can be used at ambient temperatures from -20° C to + 40° C. With higher temperatures up to 60° C an output reduction has to be considered.

## Rated output

The rated output applies for continuous operation, 50 Hz, at a coolant temperature of 40° C and an altitude of site up to 1000 m above sea level. If the actual operating conditions are deviating from these values, the maximum output should be adjusted according to the following tables:

coolant temperature °C	output %
< 30°	106
40°	100
45°	97
50°	93
55°	90
60°	87

Altitude of site in m	output %
< 1000	100
1500	97
2000	93
2500	90
3000	87
4000	79

## Motor protection

The following motor protection versions are available as an option:

- motor protection with PTC thermistors in the stator winding
- bimetallic temperature sensor as NC contact or NO contact in the stator winding
- resistance thermometer for monitoring the winding or bearing temperature on request

**Explosion-proof motors (EEXnA., EEXe., EEXd.), Pole-changing motors and special operation types on request**

## Selection of bearings (basic design)

frame size	drive end		non-drive end	
	2-pole	4-, 6-, 8-pole	2-pole	4-, 6-, 8-pole
63	6201-2RS		6201-2RS	
70	6202-2RS		6202-2RS	
80	6204-2RS		6204-2RS	
90	6205-2RS		6205-2RS	
100	6206-2RS		6206-2RS	
112	6306-2RS		6306-2RS	
132	6308-2RS		6308-2RS	
160	6309-2RS		6309-2RS	
180	6311 C3		6311 C3	
200	6312 C3		6312 C3	
225	6312 C3	6313 C3	6312 C3	
250	6313 C3	6314 C3	6313 C3	
280	6314 C3	6317 C3	6314 C3	
315	6317 C3	NU319	6317 C3	6319 C3
355	6319 C3	NU322	6319 C3	6322 C3
400	-	6326 C3	-	6326 C3

Standard design with ball bearing on drive end, optionally available with roller bearings

### Use of cylindrical roller bearings

Using cylindrical roller bearings (heavy bearing arrangement), relatively high radial forces or masses can be accepted at the motor shaft, e.g. belt drives, pinions or heavy-duty couplings.

### Regreasing:

The motors from frame size 180 are equipped with regreasing devices.

Grease types being used:

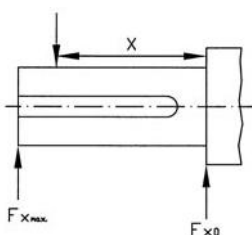
lithium-saponified grease SRI2 from Chevron or Unirex N3 from Esso, mixable with Shell Alvania G3 or comparable greases.

If there is any doubt on the mixability with other grease types, please contact the grease manufacturer or HELMKE.

### Important to note:

The minimum radial force at the shaft end must be a quarter of the admissible radial force. Lower values can result in bearing damage within a few hours.

If the radial force acts between points  $X_0$  and  $X_{max}$  the admissible force  $F_R$  may be calculated with the following formula:



$$F_R = F_{X0} - \frac{X}{E} (F_{X0} - F_{Xmax})$$

$E$  = length of shaft end

## Maximum radial load for HELMKE PLUS motors at horizontal operation (in Newton)

frame size	N							
	2-pole		4-pole		6-pole		8-pole	
	$F_{X0}$	$F_{Xmax}$	$F_{X0}$	$F_{Xmax}$	$F_{X0}$	$F_{Xmax}$	$F_{X0}$	$F_{Xmax}$
<b>71M1</b>	331	181	417	180				
<b>71M2</b>	331	180	413	178				
<b>80M1</b>	566	342	713	340	816	340		
<b>80M2</b>	566	340	713	338	816	337		
<b>90S</b>	618	490	779	591	891	591		
<b>90L</b>	628	510	791	588	906	586		
<b>100L</b>	856	683			1234	851		
<b>100L1</b>			1078	851			1358	856
<b>100L2</b>			1078	843			1358	851
<b>112M</b>	1187	837	1496	815	1712	825	1884	828
<b>132S</b>			2286	1696	2617	1702	2880	1703
<b>132S1</b>	1814	1420					2994	1699
<b>132S2</b>	1814	1420						
<b>132M</b>			2377	1687				
<b>132M1</b>					2721	1679		
<b>132M2</b>					2721	1679		
<b>160M</b>			2937	1682	3362	1680		
<b>160M1</b>	2331	1710					3700	1699
<b>160M2</b>	2331	1702					3700	1682
<b>160L</b>	2365	1695	2980	1652			3755	1652
<b>180M</b>	3273	2620	4123	2905				
<b>180L</b>			4156	2852	4758	2844	5237	2852
<b>200L</b>			4667	3851			5881	3958
<b>200L1</b>	3704	3057			5343	3979		
<b>200L2</b>	3704	3057			5343	3934		
<b>225S</b>			5185	3862			6533	3912
<b>225M</b>	3661	3044	5219	3913	5975	3863	6576	3870
<b>250M</b>	4241	3449	5948	4838	6808	5000	7494	4967
<b>280S</b>	4700	3877	7531	6213	8621	7112	9488	7828
<b>280M</b>	4738	3959	7593	6343	8691	7261	9566	7992
<b>315S</b>	6014	5120	9085	7500	10400	8299	11447	8329
<b>315M</b>	6092	5204	9200	7757	10531	7992	11591	7748
<b>315L1</b>	6089	4937	9200	7567	10531	7469	11591	7152
<b>315L2</b>	6089	4428	9200	6657	10531	6711	11591	6064
<b>355M</b>	7360	6534	11992	10406				
<b>355M1</b>					13728	10665	15109	10143
<b>355M2</b>					13728	9200	15109	8574
<b>355L</b>			11992	8739	13728	6259		

**Three-phase low voltage squirrel cage motors**  
**Rated voltage range 380 - 420 V, 50 Hz**

**Aluminium casing**

**2-pole, 3000 rpm, data at 400 V**

Type		output [kW]	speed [rpm]	current [A]	efficiency $\eta$ [%]	power factor $\cos\varphi$	$I_s/I_N$	$T_s/T_N$	$T_{max}/T_N$	weight [kg]
<b>DOR63M1</b>	<b>-2A-145</b>	0,18	2720	0,5	65,0	0,80	5,5	2,2	2,2	4,3
<b>DOR63M2</b>	<b>-2A-145</b>	0,25	2720	0,7	68,0	0,81	5,5	2,2	2,2	4,9
<b>DOR71M1</b>	<b>-2A-145</b>	0,37	2740	1,0	70,0	0,81	6,1	2,2	2,2	5,8
<b>DOR71M2</b>	<b>-2A-145</b>	0,55	2740	1,4	73,0	0,82	6,1	2,3	2,3	7
<b>DOR80M1</b>	<b>-2A-145</b>	0,75	2900	1,8	76,0	0,83	7,0	2,2	2,3	10
<b>DOR80M2</b>	<b>-2A-145</b>	1,1	2900	2,5	78,0	0,84	7,9	2,2	2,3	11
<b>DOR90S</b>	<b>-2A-145</b>	1,5	2840	3,3	79,0	0,84	7,9	2,2	2,3	14
<b>DOR90L</b>	<b>-2A-145</b>	2,2	2840	4,6	81,4	0,85	7,9	2,2	2,3	16
<b>DOR100L</b>	<b>-2A-145</b>	3	2870	6,0	83,1	0,87	7,9	2,2	2,3	21
<b>DOR112M</b>	<b>-2A-145</b>	4	2880	7,8	84,3	0,88	7,9	2,2	2,3	29
<b>DOR132S1</b>	<b>-2A-145</b>	5,5	2900	10,5	85,8	0,88	7,9	2,2	2,3	40
<b>DOR132S2</b>	<b>-2A-145</b>	7,5	2900	14,1	87,3	0,88	7,9	2,2	2,3	45

**Three-phase low voltage squirrel cage motors**  
**Rated voltage range 380 - 420 V, 50 Hz**

**Aluminium casing**

**4-pole, 1500 rpm, data at 400 V**

Type		output [kW]	speed [rpm]	current [A]	efficiency $\eta$ [%]	power factor $\cos\varphi$	$I_s/I_N$	$T_s/T_N$	$T_{max}/T_N$	weight [kg]
<b>DOR63M1</b>	<b>-4A-145</b>	0,12	1310	0,4	57,0	0,72	4,4	2,2	2,1	4,4
<b>DOR63M2</b>	<b>-4A-145</b>	0,18	1310	0,6	60,0	0,73	4,4	2,2	2,1	4,9
<b>DOR71M1</b>	<b>-4A-145</b>	0,25	1330	0,8	65,0	0,74	5,2	2,2	2,1	6,0
<b>DOR71M2</b>	<b>-4A-145</b>	0,37	1330	1,1	67,0	0,75	5,2	2,2	2,1	6,5
<b>DOR80M1</b>	<b>-4A-145</b>	0,55	1440	1,4	75,0	0,75	5,7	2,3	2,4	10
<b>DOR80M2</b>	<b>-4A-145</b>	0,75	1440	1,9	74,6	0,77	6,5	2,3	2,3	11
<b>DOR90S</b>	<b>-4A-145</b>	1,1	1400	2,7	76,2	0,77	6,5	2,3	2,3	15
<b>DOR90L</b>	<b>-4A-145</b>	1,5	1400	3,5	78,5	0,79	6,5	2,3	2,3	17
<b>DOR100L1</b>	<b>-4A-145</b>	2,2	1430	4,8	81,5	0,81	6,5	2,3	2,3	21
<b>DOR100L2</b>	<b>-4A-145</b>	3	1430	6,4	82,6	0,82	7,5	2,3	2,3	24
<b>DOR112M</b>	<b>-4A-145</b>	4	1435	8,4	84,4	0,82	7,5	2,3	2,3	30
<b>DOR132S</b>	<b>-4A-145</b>	5,5	1440	11,2	86,7	0,83	7,5	2,3	2,3	47
<b>DOR132M</b>	<b>-4A-145</b>	7,5	1440	14,8	88,0	0,84	7,5	2,3	2,3	55



**Three-phase low voltage squirrel cage motors**  
**Rated voltage range 380 - 420 V, 50 Hz**

**Aluminium casing**

**6-pole, 1000 rpm, data at 400 V**

Type		output [kW]	speed [rpm]	current [A]	efficiency $\eta$ [%]	power factor $\cos\varphi$	$I_S/I_N$	$T_S/T_N$	$T_{max}/T_N$	weight [kg]
<b>DOR71M1</b>	<b>-6A-145</b>	0,18	850	0,7	56,0	0,66	4,0	1,9	2,0	6,7
<b>DOR71M2</b>	<b>-6A-145</b>	0,25	850	1,0	59,0	0,68	4,0	1,9	2,0	7,3
<b>DOR80M1</b>	<b>-6A-145</b>	0,37	890	1,3	62,0	0,70	4,7	1,9	2,0	9,1
<b>DOR80M2</b>	<b>-6A-145</b>	0,55	890	1,8	65,0	0,72	4,7	1,9	2,1	10
<b>DOR90S</b>	<b>-6A-145</b>	0,75	910	2,1	72,7	0,72	5,9	2,0	2,1	15
<b>DOR90L</b>	<b>-6A-145</b>	1,1	910	2,9	75,4	0,73	5,9	2,0	2,1	17
<b>DOR100L</b>	<b>-6A-145</b>	1,5	940	3,7	77,5	0,75	5,9	2,0	2,1	21
<b>DOR112M</b>	<b>-6A-145</b>	2,2	940	5,2	79,9	0,76	6,9	2,0	2,1	28
<b>DOR132S</b>	<b>-6A-145</b>	3	960	7,0	81,6	0,76	6,9	2,1	2,1	44
<b>DOR132M1</b>	<b>-6A-145</b>	4	960	9,1	83,3	0,76	6,9	2,1	2,1	50
<b>DOR132M2</b>	<b>-6A-145</b>	5,5	960	12,1	85,0	0,77	6,9	2,1	2,1	59

**Three-phase low voltage squirrel cage motors**  
**Rated voltage range 380 - 420 V, 50 Hz**

**Aluminium casing**

**8-pole, 750 rpm, data at 400 V**

Type		output [kW]	speed [rpm]	current [A]	efficiency $\eta$ [%]	power factor $\cos\varphi$	$I_S/I_N$	$T_S/T_N$	$T_{max}/T_N$	weight [kg]
<b>DOR80M1</b>	<b>-8A-145</b>	0,18	630	0,9	51,0	0,61	3,3	1,9	1,8	9,7
<b>DOR80M2</b>	<b>-8A-145</b>	0,25	640	1,2	54,0	0,61	3,3	2,0	1,8	11
<b>DOR90S</b>	<b>-8A-145</b>	0,37	660	1,5	62,0	0,61	4,0	2,0	1,8	15
<b>DOR90L</b>	<b>-8A-145</b>	0,55	660	2,2	63,0	0,61	4,0	2,0	1,8	17
<b>DOR100L1</b>	<b>-8A-145</b>	0,75	690	2,2	71,0	0,67	4,0	2,0	1,8	17
<b>DOR100L2</b>	<b>-8A-145</b>	1,1	690	2,4	73,0	0,69	5,0	2,0	1,8	19
<b>DOR112M</b>	<b>-8A-145</b>	1,5	680	4,5	75,0	0,69	5,0	2,0	1,8	24
<b>DOR132S</b>	<b>-8A-145</b>	2,2	710	5,8	77,8	0,71	6,9	2,0	1,8	44
<b>DOR132M</b>	<b>-8A-145</b>	3	710	7,5	79,8	0,73	6,9	2,0	1,8	50

**Three-phase low voltage squirrel cage motors**  
**Rated voltage range 380 - 420 V, 50 Hz**

**Cast iron casing**

**2-pole, 3000 rpm, data at 400 V**

Type		output [kW]	speed [rpm]	current [A]	efficiency $\eta$ [%]	power factor $\cos\varphi$	$I_s/I_N$	$T_s/T_N$	$T_{max}/T_N$	weight [kg]
<b>DOR63M1</b>	<b>-2-145</b>	0,18	2720	0,5	65,0	0,80	5,5	2,2	2,2	12
<b>DOR63M2</b>	<b>-2-145</b>	0,25	2720	0,7	68,0	0,81	5,5	2,2	2,2	13
<b>DOR71M1</b>	<b>-2-145</b>	0,37	2740	1,0	70,0	0,81	6,1	2,2	2,2	14
<b>DOR71M2</b>	<b>-2-145</b>	0,55	2740	1,4	73,0	0,82	6,1	2,2	2,3	15
<b>DOR80M1</b>	<b>-2-145</b>	0,75	2900	1,8	76,0	0,83	7,0	2,2	2,3	17
<b>DOR80M2</b>	<b>-2-145</b>	1,1	2900	2,5	78,0	0,84	7,9	2,2	2,3	18
<b>DOR90S</b>	<b>-2-145</b>	1,5	2840	3,3	79,0	0,84	7,9	2,2	2,3	22
<b>DOR90L</b>	<b>-2-145</b>	2,2	2840	4,6	81,4	0,85	7,9	2,2	2,3	25
<b>DOR100L</b>	<b>-2-145</b>	3	2870	6,0	83,1	0,87	7,9	2,2	2,3	23
<b>DOR112M</b>	<b>-2-145</b>	4	2880	7,8	84,3	0,88	7,9	2,2	2,3	45
<b>DOR132S1</b>	<b>-2-145</b>	5,5	2900	10,5	85,8	0,88	7,9	2,2	2,3	59
<b>DOR132S2</b>	<b>-2-145</b>	7,5	2900	14,1	87,3	0,88	7,9	2,2	2,3	64
<b>DOR160M1</b>	<b>-2-145</b>	11	2940	20,2	88,6	0,89	7,9	2,2	2,3	109
<b>DOR160M2</b>	<b>-2-145</b>	15	2940	27,2	90,0	0,89	7,9	2,2	2,3	121
<b>DOR160L</b>	<b>-2-145</b>	18,5	2940	33	90,5	0,90	7,9	2,2	2,3	136
<b>DOR180M</b>	<b>-2-145</b>	22	2940	39	91,0	0,90	7,9	2,0	2,3	180
<b>DOR200L1</b>	<b>-2-145</b>	30	2950	52,3	92,0	0,90	7,9	2,0	2,3	246
<b>DOR200L2</b>	<b>-2-145</b>	37	2950	64,5	92,5	0,90	7,9	2,0	2,3	256
<b>DOR225M</b>	<b>-2-145</b>	45	2960	78	93,0	0,90	7,9	2,0	2,3	328
<b>DOR250M</b>	<b>-2-145</b>	55	2970	93,3	93,5	0,91	7,9	2,0	2,3	433
<b>DOR280S</b>	<b>-2-145</b>	75	2960	136	94,0	0,92	7,9	2,0	2,3	572
<b>DOR280M</b>	<b>-2-145</b>	90	2960	150	94,4	0,92	7,9	2,0	2,3	632
<b>DOR315S</b>	<b>-2-145</b>	110	2975	185	94,5	0,91	7,7	1,8	2,2	950
<b>DOR315M</b>	<b>-2-145</b>	132	2975	221	95,0	0,91	7,7	1,8	2,2	1080
<b>DOR315L1</b>	<b>-2-145</b>	160	2975	264	95,1	0,92	7,7	1,8	2,2	1210
<b>DOR315L2</b>	<b>-2-145*</b>	200	2975	330	95,2	0,92	7,7	1,8	2,2	1240
<b>DOR355M</b>	<b>-2-145*</b>	250	2980	413	95,2	0,92	7,7	1,6	2,2	1970
<b>DOR355L</b>	<b>-2-145*</b>	315	2980	520	95,2	0,92	7,7	1,6	2,2	2000

\* insulation class F/F

**Three-phase low voltage squirrel cage motors**  
**Rated voltage range 380 - 420 V, 50 Hz**

**Cast iron casing**

**4-pole, 1500 rpm, data at 400 V**

Type		output [kW]	speed [rpm]	current [A]	efficiency $\eta$ [%]	power factor $\cos\phi$	$I_S/I_N$	$T_S/T_N$	$T_{max}/T_N$	weight [kg]
<b>DOR63M1</b>	<b>-4-145</b>	0,12	1310	0,4	57,0	0,72	4,4	2,1	2,2	13
<b>DOR63M2</b>	<b>-4-145</b>	0,18	1310	0,6	60,0	0,73	4,4	2,1	2,2	14
<b>DOR71M1</b>	<b>-4-145</b>	0,25	1330	0,8	65,0	0,74	5,2	2,1	2,2	15
<b>DOR71M2</b>	<b>-4-145</b>	0,37	1330	1,1	67,0	0,75	5,2	2,1	2,2	16
<b>DOR80M1</b>	<b>-4-145</b>	0,55	1440	1,4	75,0	0,75	5,7	2,4	2,3	18
<b>DOR80M2</b>	<b>-4-145</b>	0,75	1440	1,9	74,6	0,77	6,5	2,3	2,3	19
<b>DOR90S</b>	<b>-4-145</b>	1,1	1400	2,7	76,2	0,77	6,5	2,3	2,3	23
<b>DOR90L</b>	<b>-4-145</b>	1,5	1400	3,5	78,5	0,79	6,5	2,3	2,3	27
<b>DOR100L1</b>	<b>-4-145</b>	2,2	1430	4,8	81,5	0,81	6,5	2,3	2,3	37
<b>DOR100L2</b>	<b>-4-145</b>	3	1430	6,4	82,6	0,82	7,5	2,3	2,3	40
<b>DOR112M</b>	<b>-4-145</b>	4	1435	8,4	84,4	0,82	7,5	2,3	2,3	43
<b>DOR132S</b>	<b>-4-145</b>	5,5	1440	11,2	86,7	0,83	7,5	2,3	2,3	65
<b>DOR132M</b>	<b>-4-145</b>	7,5	1440	14,8	88,0	0,84	7,5	2,3	2,3	78
<b>DOR160M</b>	<b>-4-145</b>	11	1470	21,4	88,6	0,84	7,9	2,2	2,3	118
<b>DOR160L</b>	<b>-4-145</b>	15	1470	28,5	90,1	0,85	7,9	2,2	2,3	138
<b>DOR180M</b>	<b>-4-145</b>	18,5	1470	34,5	90,4	0,86	7,9	2,2	2,3	177
<b>DOR180L</b>	<b>-4-145</b>	22	1470	40,8	90,7	0,86	7,9	2,2	2,3	203
<b>DOR200L</b>	<b>-4-145</b>	30	1470	55,1	91,6	0,86	7,9	2,2	2,3	243
<b>DOR225S</b>	<b>-4-145</b>	37	1475	65,9	92,6	0,88	7,9	2,2	2,3	305
<b>DOR225M</b>	<b>-4-145</b>	45	1475	78,4	93,0	0,89	7,9	2,2	2,3	328
<b>DOR250M</b>	<b>-4-145</b>	55	1480	95,4	93,5	0,89	7,9	2,2	2,3	452
<b>DOR280S</b>	<b>-4-145</b>	75	1475	129	94,1	0,89	7,9	2,2	2,3	592
<b>DOR280M</b>	<b>-4-145</b>	90	1475	155	94,3	0,89	7,9	2,2	2,3	672
<b>DOR315S</b>	<b>-4-145</b>	110	1480	189	94,6	0,89	7,6	2,1	2,2	980
<b>DOR315M</b>	<b>-4-145</b>	132	1480	226	94,9	0,89	7,6	2,1	2,2	1040
<b>DOR315L1</b>	<b>-4-145</b>	160	1480	273	95,3	0,89	7,6	2,1	2,2	1180
<b>DOR315L2</b>	<b>-4-145*</b>	200	1480	340	95,3	0,89	7,6	2,1	2,2	1260
<b>DOR355M</b>	<b>-4-145*</b>	250	1485	430	95,3	0,88	7,6	2,1	2,2	1810
<b>DOR355L</b>	<b>-4-145*</b>	315	1485	535	95,3	0,89	7,6	2,1	2,2	1910
<b>DOR400M1</b>	<b>-4-145*</b>	400	1490	686	95,5	0,88	6,9	1,4	3,0	3000
<b>DOR400M2</b>	<b>-4-145*</b>	450	1490	773	95,5	0,89	6,9	1,4	3,0	3100
<b>DOR400L1</b>	<b>-4-145*</b>	500	1490	848	95,6	0,89	7,0	1,3	3,0	3200
<b>DOR400L2</b>	<b>-4-145*</b>	560	1490	946	96,0	0,89	6,5	1,4	3,0	3400
<b>DOR400L3</b>	<b>-4-145*</b>	630	1490	1108	96,0	0,89	7,1	1,5	3,1	3500

\* insulation class F/F

Three-phase low voltage squirrel cage motors  
Rated voltage range 380 - 420 V, 50 Hz

Cast iron casing

6-pole, 1000 rpm, data at 400 V

Type		output [kW]	speed [rpm]	current [A]	efficiency $\eta$ [%]	power factor $\cos\varphi$	$I_S/I_N$	$T_S/T_N$	$T_{max}/T_N$	weight [kg]
<b>DOR71M1</b>	<b>-6-145</b>	0,18	850	0,7	56,0	0,66	4,0	1,9	2,0	9,5
<b>DOR71M2</b>	<b>-6-145</b>	0,25	850	1,0	59,0	0,68	4,0	1,9	2,0	11
<b>DOR80M1</b>	<b>-6-145</b>	0,37	890	1,3	62,0	0,70	4,7	1,9	2,0	17
<b>DOR80M2</b>	<b>-6-145</b>	0,55	890	1,8	65,0	0,72	4,7	1,9	2,1	19
<b>DOR90S</b>	<b>-6-145</b>	0,75	910	2,1	72,7	0,72	5,9	2,0	2,1	23
<b>DOR90L</b>	<b>-6-145</b>	1,1	910	2,9	75,4	0,73	5,9	2,0	2,1	25
<b>DOR100L</b>	<b>-6-145</b>	1,5	940	3,7	77,5	0,75	5,9	2,0	2,1	33
<b>DOR112M</b>	<b>-6-145</b>	2,2	940	5,2	79,9	0,76	6,9	2,0	2,1	45
<b>DOR132S</b>	<b>-6-145</b>	3	960	7,0	81,6	0,76	6,9	2,1	2,1	63
<b>DOR132M1</b>	<b>-6-145</b>	4	960	9,1	83,3	0,76	6,9	2,1	2,1	73
<b>DOR132M2</b>	<b>-6-145</b>	5,5	960	12,1	85,0	0,77	6,9	2,1	2,1	84
<b>DOR160M</b>	<b>-6-145</b>	7,5	970	16,2	86,5	0,77	6,9	2,0	2,1	119
<b>DOR160L</b>	<b>-6-145</b>	11	970	23,2	87,9	0,78	6,9	2,0	2,1	147
<b>DOR180L</b>	<b>-6-145</b>	15	970	30,0	89,0	0,81	7,5	2,0	2,1	195
<b>DOR200L1</b>	<b>-6-145</b>	18,5	970	36,8	89,7	0,81	7,5	2,1	2,1	235
<b>DOR200L2</b>	<b>-6-145</b>	22	970	42,5	90,3	0,83	7,5	2,1	2,1	256
<b>DOR225M</b>	<b>-6-145</b>	30	980	56,3	91,5	0,84	7,5	2,0	2,1	306
<b>DOR250M</b>	<b>-6-145</b>	37	980	67,3	92,3	0,86	7,5	2,1	2,1	416
<b>DOR280S</b>	<b>-6-145</b>	45	980	81,6	92,6	0,86	7,5	2,1	2,0	546
<b>DOR280M</b>	<b>-6-145</b>	55	980	99,1	93,0	0,86	7,5	2,1	2,0	614
<b>DOR315S</b>	<b>-6-145</b>	75	985	132	93,8	0,88	7,5	2,0	2,0	970
<b>DOR315M</b>	<b>-6-145</b>	90	985	157	94,2	0,88	7,5	2,0	2,0	1180
<b>DOR315L1</b>	<b>-6-145</b>	110	985	191	94,4	0,88	7,3	2,0	2,0	1240
<b>DOR315L2</b>	<b>-6-145</b>	132	985	231	94,7	0,87	7,3	2,0	2,0	1300
<b>DOR355M1</b>	<b>-6-145</b>	160	990	277	94,9	0,88	7,3	1,9	2,0	1740
<b>DOR355M2</b>	<b>-6-145</b>	200	990	346	94,9	0,88	7,3	1,9	2,0	1945
<b>DOR355L</b>	<b>-6-145</b>	250	990	432	94,9	0,88	7,3	1,9	2,0	2070
<b>DOR400M1</b>	<b>-6-145</b>	315	990	546	95,8	0,87	6,1	1,4	2,9	3100
<b>DOR400M2</b>	<b>-6-145</b>	355	990	615	95,8	0,87	6,5	1,4	2,9	3200
<b>DOR400L</b>	<b>-6-145</b>	400	990	683	96,0	0,88	7,5	1,5	3,5	3400

Three-phase low voltage squirrel cage motors  
Rated voltage range 380 - 420 V, 50 Hz

Cast iron casing

8-pole, 750 rpm, data at 400 V

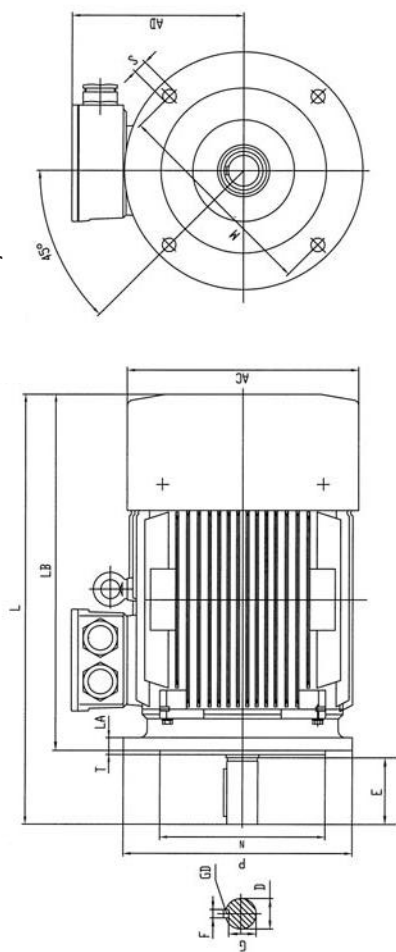
Type		output [kW]	speed [rpm]	current [A]	efficiency $\eta$ [%]	power factor $\cos\varphi$	$I_s/I_N$	$T_s/T_N$	$T_{max}/T_N$	weight [kg]
<b>DOR80M1</b>	<b>-8-145</b>	0,18	630	0,9	51,0	0,61	3,3	1,8	1,9	17
<b>DOR80M2</b>	<b>-8-145</b>	0,25	640	1,2	54,0	0,61	3,3	1,8	1,9	19
<b>DOR90S</b>	<b>-8-145</b>	0,37	660	1,5	62,0	0,61	4,0	1,8	2,0	23
<b>DOR90L</b>	<b>-8-145</b>	0,55	660	2,2	63,0	0,61	4,0	1,8	2,0	25
<b>DOR132S</b>	<b>-8-145</b>	2,2	710	5,8	77,8	0,71	6,9	1,8	2,0	63
<b>DOR132M</b>	<b>-8-145</b>	3	710	7,5	79,8	0,73	6,9	1,8	2,0	79
<b>DOR160M1</b>	<b>-8-145</b>	4	720	9,7	81,7	0,73	6,9	1,9	2,0	118
<b>DOR160M2</b>	<b>-8-145</b>	5,5	720	12,9	83,4	0,74	6,9	2,0	2,0	119
<b>DOR160L</b>	<b>-8-145</b>	7,5	720	16,9	85,5	0,75	6,9	2,0	2,0	145
<b>DOR180L</b>	<b>-8-145</b>	11	730	24,0	87,0	0,76	6,8	2,0	2,0	184
<b>DOR200L</b>	<b>-8-145</b>	15	730	32,3	88,4	0,76	6,8	2,0	2,0	236
<b>DOR225S</b>	<b>-8-145</b>	18,5	730	39,4	89,4	0,76	6,8	1,9	2,0	302
<b>DOR225M</b>	<b>-8-145</b>	22	730	44,8	90,0	0,79	6,8	1,9	2,0	292
<b>DOR250M</b>	<b>-8-145</b>	30	730	60,0	91,1	0,79	6,8	1,9	2,0	396
<b>DOR280S</b>	<b>-8-145</b>	37	730	72,8	91,7	0,80	6,8	1,9	2,0	520
<b>DOR280M</b>	<b>-8-145</b>	45	730	88,0	92,2	0,80	6,8	1,9	2,0	592
<b>DOR315S</b>	<b>-8-145</b>	55	735	105	93,0	0,82	6,8	1,8	2,0	1125
<b>DOR315M</b>	<b>-8-145</b>	75	735	141	93,8	0,82	6,8	1,8	2,0	1250
<b>DOR315L1</b>	<b>-8-145</b>	90	735	163	94,0	0,83	6,8	1,8	2,0	1310
<b>DOR315L2</b>	<b>-8-145</b>	110	735	198	94,3	0,85	6,6	1,8	2,0	1350
<b>DOR355M1</b>	<b>-8-145</b>	132	740	234	94,7	0,86	6,6	1,8	2,0	1750
<b>DOR355M2</b>	<b>-8-145</b>	160	740	280	95,0	0,87	6,6	1,8	2,0	1880
<b>DOR355L</b>	<b>-8-145</b>	200	740	350	95,0	0,87	6,6	1,8	2,0	2060
<b>DOR400M1</b>	<b>-8-145</b>	250	745	369	95,0	0,81	6,6	1,2	3,4	3100
<b>DOR400M2</b>	<b>-8-145</b>	280	745	525	95,0	0,81	6,7	1,2	3,4	3200
<b>DOR400L1</b>	<b>-8-145</b>	315	745	563	95,0	0,85	6,5	1,1	3,1	3300
<b>DOR400L2</b>	<b>-8-145</b>	355	745	658	95,0	0,82	7,0	1,3	3,1	3400
<b>DOR400L3</b>	<b>-8-145</b>	400	745	750	95,0	0,82	7,2	1,3	3,2	3550



## Aluminium casing

### Three-phase low voltage squirrel cage motors construction form B5

no lift eye with frame sizes 63 - 90

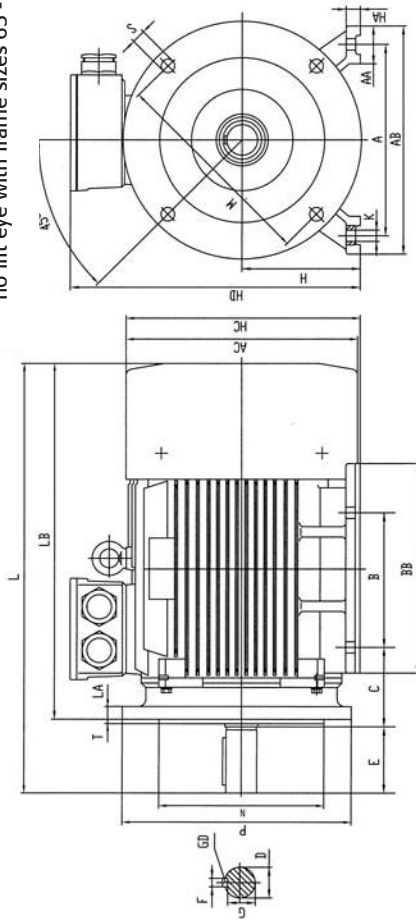


frame size	AC	AD	D	E	F	G	GD	L	LA	LB	M	N	P	S	T
<b>63M</b>	122	118	11j6	23	4	8,5	4	216,5	9	193	115	95j6	140	4 / Ø12	2,5
<b>71M</b>	135	125	14j6	30	5	11	5	241,5	10	211,5	130	110j6	160	4 / Ø12	3,5
<b>80M</b>	149	136	19j6	40	6	15,5	6	280,0	12	240	165	130j6	200	4 / Ø12	3,5
<b>90S</b>	168	146	24j6	50	8	20	7	324,5	12	265	165	130j6	200	4 / Ø12	3,5
<b>90L</b>	168	146	24j6	50	8	20	7	337,0	12	290	165	130j6	200	4 / Ø12	3,5
<b>100L</b>	188	157	28j6	60	8	24	7	384,0	13	325	215	180j6	250	4 / Ø15	4
<b>112M</b>	214	196	28j6	60	8	24	7	396,0	14	340	215	180j6	250	4 / Ø15	4
<b>132S</b>	254	215	38k6	80	10	33	8	461,0	15	395	265	230j6	300	4 / Ø15	4
<b>132M</b>	254	215	38k6	80	10	33	8	499,0	15	435	265	230j6	300	4 / Ø15	4

Three-phase low voltage squirrel cage motors  
construction form B35

Aluminium casing

no lift eye with frame sizes 63 - 90

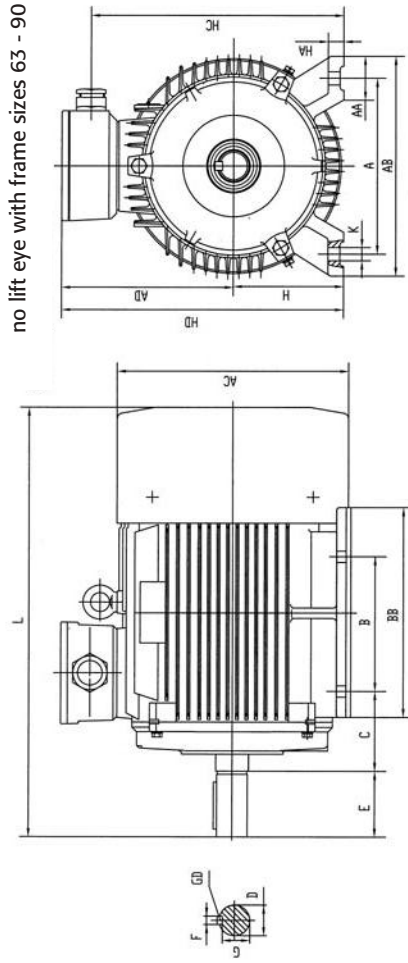


frame size	A	AA	AB	AC	B	BB	C	D	E	F	G	GD	H	HA	HC	HD	K	L	LA	LB	M	N	P	S	T
<b>63M</b>	100	33,5	120	122	80	103	40	11j6	23	4	8,5	4	63	7	125	180	7	216,5	9	193	115	95j6	140	4 / Ø12	2,5
<b>71M</b>	112	36	132	135	90	106	45	14j6	30	5	11	5	71	9	140	195	7	241,5	10	211,5	130	110j6	160	4 / Ø12	3,5
<b>80M</b>	125	41	150	149	100	130	50	19j6	40	6	15,5	6	80	10	155	216	10	280	12	240	165	130j6	200	4 / Ø12	3,5
<b>90S</b>	140	47	164	168	100	165	56	24j6	50	8	20	7	90	12	175	236	10	324,5	12	287	165	130j6	200	4 / Ø12	3,5
<b>90L</b>	140	47	164	168	125	165	56	24j6	50	8	20	7	90	12	175	236	10	337	12	287	165	130j6	200	4 / Ø12	3,5
<b>100L</b>	-	51	192	188	140	176	63	28j6	60	8	24	7	100	10	196	257	12	384	13	324	215	180j6	250	4 / Ø15	4
<b>112M</b>	190	59	220	214	140	176	70	28j6	60	8	24	7	112	12	220	308	12	396	14	336	215	180j6	250	4 / Ø15	4
<b>132S</b>	216	60	246	254	140	180	89	38k6	80	10	33	8	132	16	259	347	12	461	15	419	265	230j6	300	4 / Ø15	4
<b>132M</b>	216	60	246	254	178	224	89	38k6	80	10	33	8	132	16	259	347	12	499	15	419	265	230j6	300	4 / Ø15	4



## Cast iron casing

## Three-phase low voltage squirrel cage motors construction form B3, frame sizes 63 to 132



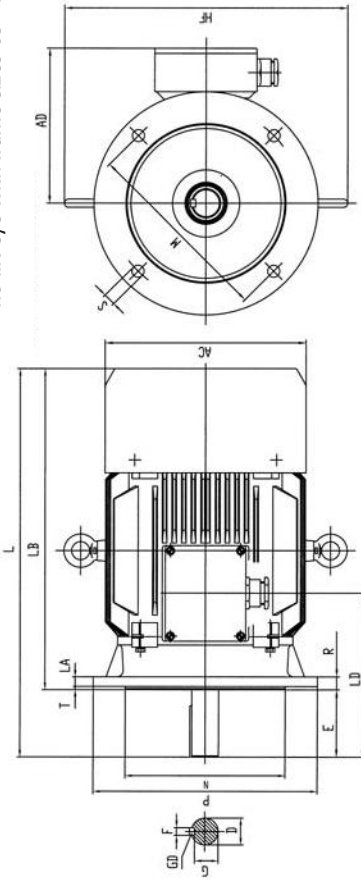
frame size	A	AA	AB	AC	AD	B	BB	C	D	E	F	G	GD	H	HA	HC	HD	K	L
	2p	4,6,8p	2p	4,6,8p	2p	4,6,8p	2p	4,6,8p	2p	4,6,8p	2p	4,6,8p	2p	4,6,8p	2p	4,6,8p	2p	4,6,8p	2p
<b>63</b>	100	30	130	120	117	80	110	40	11j6	23	4	8,5	4	63	8	123	180	7	230
<b>71</b>	112	32	144	136	124	90	110	45	14j6	30	5	11	5	71	8	139	195	7	255
<b>80M</b>	125	34	160	156	140	100	140	50	19j6	40	6	15,5	6	80	10	170	220	10	295
<b>90S</b>	140	36	180	176	160	100	140	56	24j6	50	8	20	7	90	12	177	250	10	315
<b>90L</b>	140	36	180	176	160	125	165	56	24j6	50	8	20	7	90	12	177	270	10	340
<b>100L</b>	160	40	200	196	170	140	176	63	28j6	60	8	24	7	100	14	-	300	12	385
<b>112M</b>	190	52	230	230	188	140	185	70	28j6	60	8	24	7	112	15	-	345	12	400
<b>132S</b>	216	55	270	260	213	140	186	89	38k6	80	10	33	8	132	18	-	345	12	470
<b>132M</b>	216	55	270	260	313	178	230	89	38k6	80	10	33	8	132	18	-	345	12	510



Cast iron casing

**Three-phase low voltage squirrel cage motors  
construction form B5, frame sizes 63 to 132**

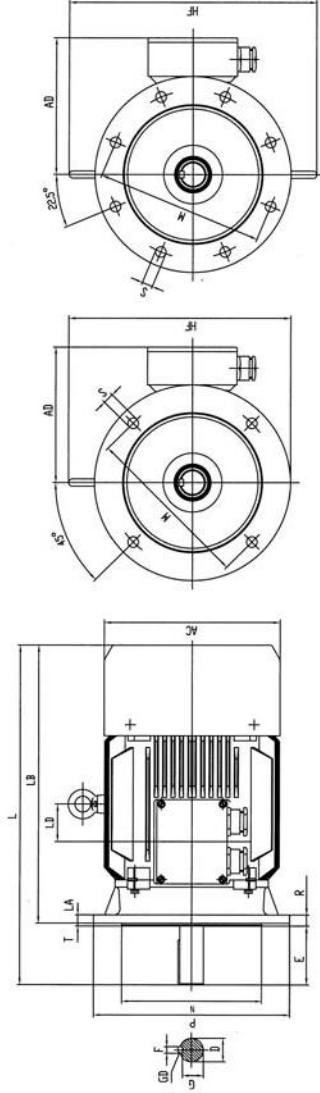
no lift eye with frame sizes 63 - 90



frame size	AC	AD	D/DA		E		F		G		GD		HF	L	LA		LB	LD	M	N	P	R	S	T
			2p	4,6,8p	2p	4,6,8p	2p	4,6,8p	2p	4,6,8p	2p	4,6,8p												
<b>63</b>	120	117	-	11j6	-	23	4	4	8,5	4	-	230	10	193	115	95j6	140	3						
<b>71</b>	136	124	-	14j6	-	30	5	5	11	5	-	255	10	212	130	110j6	160	3,5						
<b>80M</b>	156	140	-	19j6	-	40	6	6	15,5	6	-	295	13	255	165	130j6	200	4 / Ø12	3,5	4 / Ø12	200			
<b>90S</b>	176	160	-	24j6	-	50	8	8	20	7	-	320	13	265	165	130j6	200	4 / Ø12	3,5	4 / Ø12	200			
<b>90L</b>	176	160	-	24j6	-	50	8	8	20	7	-	345	13	290	165	130j6	200	0						
<b>100L</b>	196	170	-	28j6	-	60	8	8	24	7	290	385	15	325	215	180j6	250	4 / Ø15	4	4 / Ø15	250			
<b>112M</b>	230	188	-	28j6	-	60	8	8	24	7	320	400	15	340	215	180j6	250	4 / Ø15	4	4 / Ø15	250			
<b>132S</b>	260	213	-	38k6	-	80	10	10	33	8	356	470	16	395	265	230j6	300	4 / Ø15	4	4 / Ø15	300			
<b>132M</b>	260	213	-	38k6	-	80	10	10	33	8	356	510	16	435	265	230j6	300	4 / Ø15	4	4 / Ø15	300			

Cast iron casing

Three-phase low voltage squirrel cage motors  
construction form B5, frame sizes 160 to 280



frame sizes 225 – 280

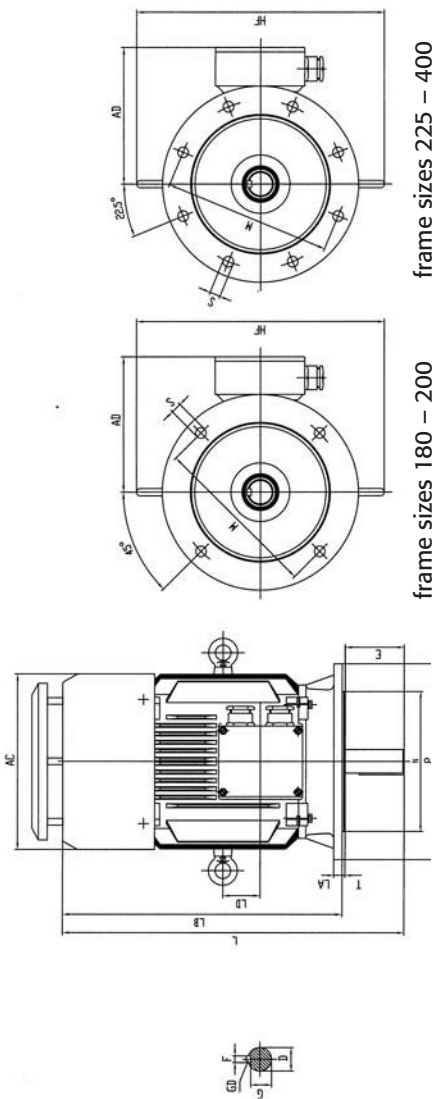
frame sizes 160 – 200

frame size	AC	AD	D		E		F		G		GD		HF		L		LA	LB	LD	M	N	P	R	S	T
			2p	4,6,8p	2p	4,6,8p	2p	4,6,8p	2p	4,6,8p	2p	4,6,8p	2p	4,6,8p											
<b>160M</b>	314	260	42k6	110	-	12	37	8	385	615	18	490	66	300	250j6	350								4 / Ø19	5
<b>160L</b>	314	260	42k6	110	-	12	37	8	385	670	18	535	88	300	250j6	350								4 / Ø19	5
<b>180M</b>	352	275	48k6	110	-	14	42,5	9	430	700	20	560	86	300	250j6	350								4 / Ø19	5
<b>180L</b>	352	275	48k6	110	-	14	42,5	9	430	740	20	600	105	300	250j6	350								4 / Ø19	5
<b>200L</b>	395	305	55m6	110	-	16	49	10	480	770	22	665	102	350	300j6	400								4 / Ø19	5
<b>225S</b>	470	335	-	140	-	18	53	11	535	-	22	680	103	400	350j6	450						0		8 / Ø19	5
<b>225M</b>	470	335	55m6	140	110	16	49	10	535	820	22	705	116	400	350j6	450								8 / Ø19	5
<b>250M</b>	480	370	60m6	140	140	18	53	11	650	910	24	790	131	500	450j6	550								8 / Ø19	5
<b>280S</b>	547	400	65m6	140	140	18	58	11	720	985	24	860	168	500	450j6	550								8 / Ø19	5
<b>280M</b>	547	400	65m6	140	140	18	58	11	720	1035	24	910	183	500	450j6	550								8 / Ø19	5



## Cast iron casing

## Three-phase low voltage squirrel cage motors construction form V1, frame sizes 180 to 400



frame sizes 225 – 400

frame sizes 180 – 200

frame size	AC	AD	L		LA	LB	D*		E*		F*		G*		GD*	HF	M	N	P	S	T	LD
			2p	4,6,8p			2p	4,6,8p	2p	4,6,8p	2p	4,6,8p	2p	4,6,8p								
180M	352	280	752	752	20	642	48k6	48k6	110	110	14	14	42,5	42,5	9	500	300	250j6	350	4 / Ø19	5	86
180L	352	280	792	792	20	682	48k6	48k6	110	110	14	14	42,5	42,5	9	500	300	250j6	350	4 / Ø19	5	105
200L	395	305	831	831	22	721	55m6	55m6	110	110	16	16	49	49	10	550	350	300j6	400	4 / Ø19	5	102
225S	470	335	-	881	22	741	-	60m6	-	140	-	18	-	53	-	610	400	350j6	450	8 / Ø19	5	103
225M	470	335	876	906	22	766	55m6	60m6	110	140	16	18	49	53	10	610	400	350j6	450	8 / Ø19	5	116
250M	480	370	981	981	24	841	60m6	65m6	140	140	18	18	53	58	11	650	500	450j6	550	8 / Ø19	5	131
280S	547	400	1065	1065	24	925	65m6	75m6	140	140	18	20	58	67,5	11	720	500	450j6	550	8 / Ø19	5	168
280M	547	400	1115	1115	24	975	65m6	75m6	140	140	18	20	58	67,5	11	720	500	450j6	550	8 / Ø19	5	183
315S	620	530	1285	1315	25	1145	65m6	80m6	140	170	18	22	58	71	11	860	600	550j6	660	8 / Ø24	6	205
315M	620	530	1395	1425	25	1255	65m6	80m6	140	170	18	22	58	71	11	860	600	550j6	660	8 / Ø24	6	240
315L	620	530	1395	2425	25	1255	65m6	80m6	140	170	18	22	58	71	11	860	600	550j6	660	8 / Ø24	6	240
355M	710	655	1640	1670	25	1500	75m6	95m6	140	170	20	25	67,5	86	12	980	740	680j6	800	8 / Ø24	6	320
355L	710	655	1640	1670	25	1500	75m6	95m6	140	170	20	25	67,5	86	12	980	740	680j6	800	8 / Ø24	6	320
400M	856	690	-	1920	25	1710	-	110m6	-	210	-	28	-	100	-	1200	940	880j6	1000	8 / Ø28	8	435
400L	856	690	-	1920	25	1710	-	110m6	-	210	-	28	-	100	-	1200	940	880j6	1000	8 / Ø28	8	435

\* alternatively for frame size 355: shaft 100 x 210 mm, then dim. L + 30 mm



**Internet**  
<http://www.helmke.de>



# Subsidiaries

## Deutschland

### **J. Helmke & Co.**

Garvensstraße 5  
D-30519 Hannover  
Postfach 89 01 26  
D-30514 Hannover  
Tel.: +49 (0) 5 11 / 87 03-0  
Fax: +49 (0) 5 11 / 86 39 30  
e-Mail: helmke@helmke.de  
www.helmke.de

### **J. Helmke & Co. II**

**Working areas: direct current, low-voltage, transformers, frequency converters**

Lübecker Straße 11  
D-30880 Laatzen  
Postfach 13 02 42  
D-30868 Laatzen  
Tel.: +49 (0) 51 02 / 91 91-0  
Fax: +49 (0) 51 02 / 91 91-291  
e-Mail: helmke2@helmke.de  
www.helmke.de

### **Helmke Orbis GmbH**

Garvensstraße 5  
D-30519 Hannover  
Postfach 89 01 40  
D-30514 Hannover  
Tel.: +49 (0) 5 11 / 87 03-0  
Fax: +49 (0) 5 11 / 86 83 45  
e-Mail: orbis@helmke.de  
www.helmke.de

## France

### **Helmke S.à.r.l.**

Z.I. -1 Allée Vert Bois  
BP 17  
F-68840 Pulversheim  
Tel.: +33 (0) 3 89 83 25 25  
Fax: +33 (0) 3 89 48 89 47  
e-Mail: helmke@helmke.fr  
www.helmke.fr  
N° d'urgence:  
+33 (0) 670 17 11 89

### **Helmke S.à.r.l.**

Bureau de Lyon  
107, Cours Albert Thomas  
F-69003 Lyon  
Tel.: +33 (0) 4 72 12 06 39  
Fax: +33 (0) 4 78 53 89 89  
e-Mail: helmke.lyon@helmke.fr

### **Helmke Orbis S.à.r.l.**

Z.I. -1 Allée Vert Bois  
BP 17  
F-68840 Pulversheim  
Tel.: +33 (0) 3 89 83 25 25  
Fax: +33 (0) 3 89 48 82 61  
e-Mail: helmkeorbis@helmke.fr  
www.helmke.fr

## Russia

### **J. Helmke & Co.**

ul. Petrovka 27  
3rd Floor  
RU - 107031 Moscow  
Tel./Fax: +7 095 234 1630  
e-Mail: helmke.russia@mail.ru

## Nederland

### **Helmke B.V.**

Elektrische machines en apparaten  
Aalbosweg 24  
NL-8171 MA Vaassen  
Postbus 1 95  
NL-8170 AD Vaassen  
Tel.: +31 (0) 578 578 578  
Fax: +31 (0) 578 578 585  
e-Mail: info@helmke.nl  
www.helmke.nl

## Italia

### **Helmke Italia S.r.l.**

Via P. Kolbe 7  
I-20090 Cesano Boscone (Mi)  
Tel.: +39 02 48 60 24 85  
Fax: +39 02 48 60 24 94  
e-Mail: helmke.italia@iol.it  
Numero di emergenza 24h/24h:  
+39 348 516 48 43

## Sverige

### **Helmke Norden AB**

J.A. Wettergrens Gata 10  
S-42130 Västra Frölunda (Göteborg)  
Tel.: +46 (0) 31 45 10 19  
Fax: +46 (0) 31 47 74 72  
e-Mail: info@helmke.se  
www.helmke.se

## España

### **Helmke Orbis España**

Camino de Mundaiz No 8 bis - 2ª  
E-20012 San Sebastián  
Tel.: +34 9 43 32 08 44  
Fax: +34 9 43 32 13 09  
e-Mail: helmke@terra.es

## Schweiz

### **Proproject AG**

Wettsteinplatz 7  
CH-4058 Basel  
Tel.: +41 (0) 61 692 91 31  
Fax: +41 (0) 61 692 91 32  
e-Mail: info@proproject.ch  
www.proproject.ch